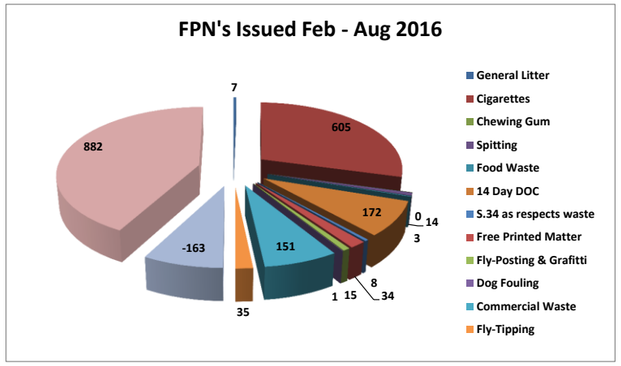
FPN's Issued Feb - Aug 2016
7
605
882
172
0
14
3
-163
151
8
1
15
34
35
General Litter
Cigarettes
Chewing Gum
Spitting
Food Waste
14 Day DOC
S.34 as respects waste
Free Printed Matter
Fly-Posting & Grafitti
Dog Fouling
Commercial Waste
Fly-Tipping

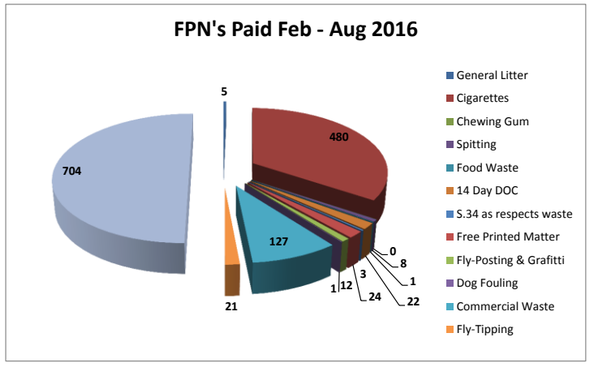
FPN's Paid Feb - Aug 2016
5
480
704
127
0
8
1
3
1
12
24
22
21
General Litter
Cigarettes
Chewing Gum
Spitting
Food Waste
14 Day DOC
S.34 as respects waste
Free Printed Matter
Fly-Posting & Grafitti
Dog Fouling
Commercial Waste
Fly-Tipping

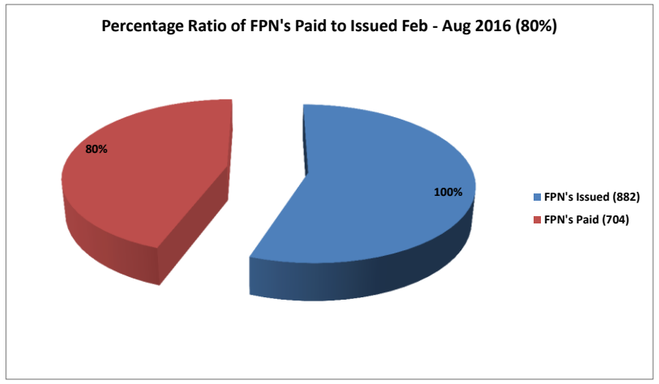
Percentage Ratio of FPN's Paid to Issued Feb - Aug 2016 (80%)
80%
100%
FPN's Issued (882)
FPN's Paid (704)

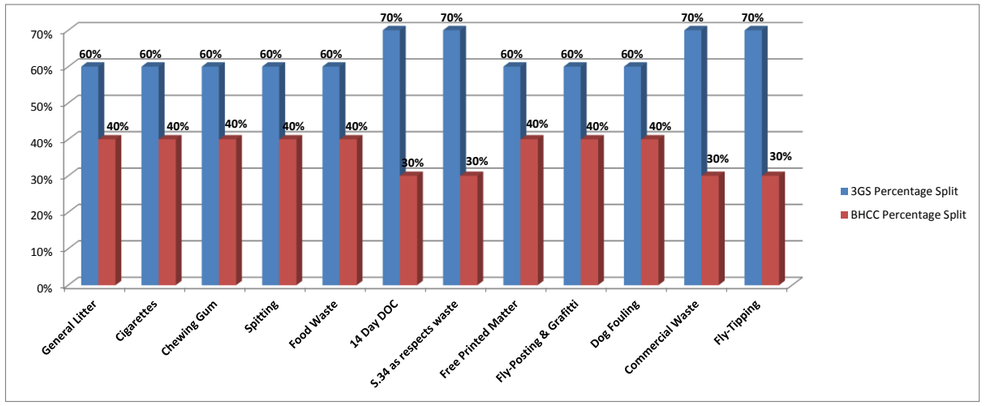
70%
60%
50%
40%
30%
20%
10%
0%
60%
40%
70%
30%
General Litter
Cigarettes
Chewing Gum
Spitting
Food Waste
14 Day DOC
S.34 as respects waste
Free Printed Matter
Fly-Posting & Grafitti
Dog Fouling
Commercial Waste
Fly-Tipping
3GS Percentage Split
BHCC Percentage Split

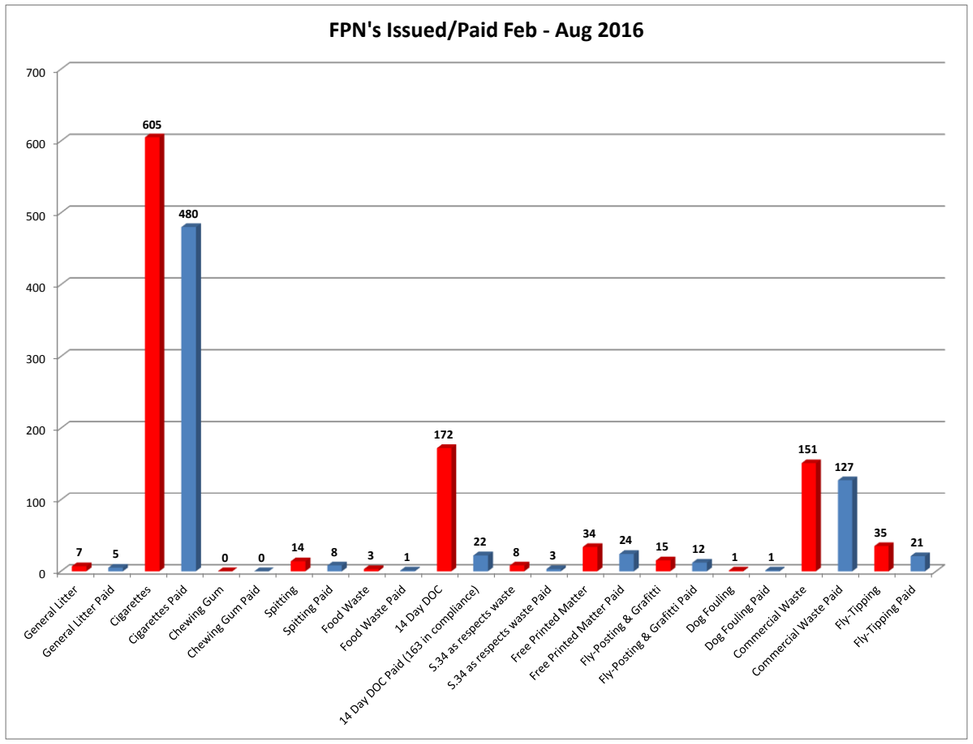
FPN's Issued/Paid Feb - Aug 2016
700
600
500
400
300
200
100
0
7
5
605
480
0
0
14
8
3
1
172
22
8
3
34
24
15
12
1
1
151
127
35
21
General Litter
General Litter Paid
Cigarettes
Cigarettes Paid
Chewing Gum
Chewing Gum Paid
Spitting
Spitting Paid
Food Waste
Food Waste Paid
14 Day DOC
14 Day DOC Paid (163 in compliance)
S.34 as respects waste
S.34 as respects waste Paid
Free Printed Matter
Free Printed Matter Paid
Fly-Posting & Grafitti
Fly-Posting & Grafitti Paid
Dog Fouling
Dog Fouling Paid
Commercial Waste
Commercial Waste Paid
Fly-Tipping
Fly-Tipping Paid